

## PLU Men's Basketball Photo Orders

Follow this link to the Walgreen's Photo site. If you are registered there, you can log in and go directly to the photo albums. If not, then register at the Walgreens Photo home page and then go to the albums.

[Link to the PLU B-Ball Photo Albums at the Walgreen's Photo Site.](#)

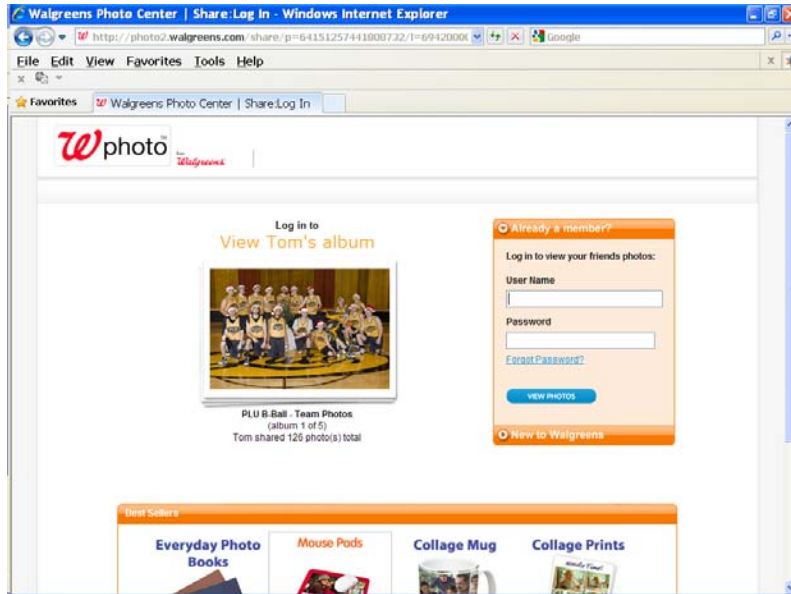
<http://photo2.walgreens.com/share/p=64151257441808732/l=694200002/g=123737002/cobrandOid=1009/otsc=SYE/otsi=SALB>

[Link to the Walgreen's Photo home page.](#) <http://photo2.walgreens.com/welcome>

*The Walgreen's Photo web site* - There are many pathways to placing an order. The path depends on how you browse the photos and when you make the decision to pick photos to order. There are several menu buttons (Get Prints, Order Prints) that can be used to start an order.)

*About Poster Prints* – The only photo that has been sized for printing as a poster is the team photo in the “PLU B-Ball Poster” album. It can be printed as a 12x18 or 20x30 poster (only.) The Walgreen's order form may say that it won't work well as a 20x30 poster... but it will.

On the left is the log-in page for the PLU B-Ball albums. Note that it refers to "Tom's Album." That's the photographer, Tom Carlisle. You can register for the Walgreen's Photo web site from here (see the next page.) Or you can go to the Walgreens Photo home page (on the right) to register and then come back to the PLU B-Ball album link.



Register for the Walgreens Photo web site from the PLU B-Ball albums log-in page by clicking on the “New to Walgreens” tab. A registration form will drop down.

The screenshot shows a Windows Internet Explorer browser window displaying the Walgreens Photo Center website. The address bar shows the URL: <http://photo2.walgreens.com/share/p=64151257441808732/l=69420000>. The browser's menu bar includes File, Edit, View, Favorites, Tools, and Help. The page header features the Walgreens logo and the text "photo from Walgreens".

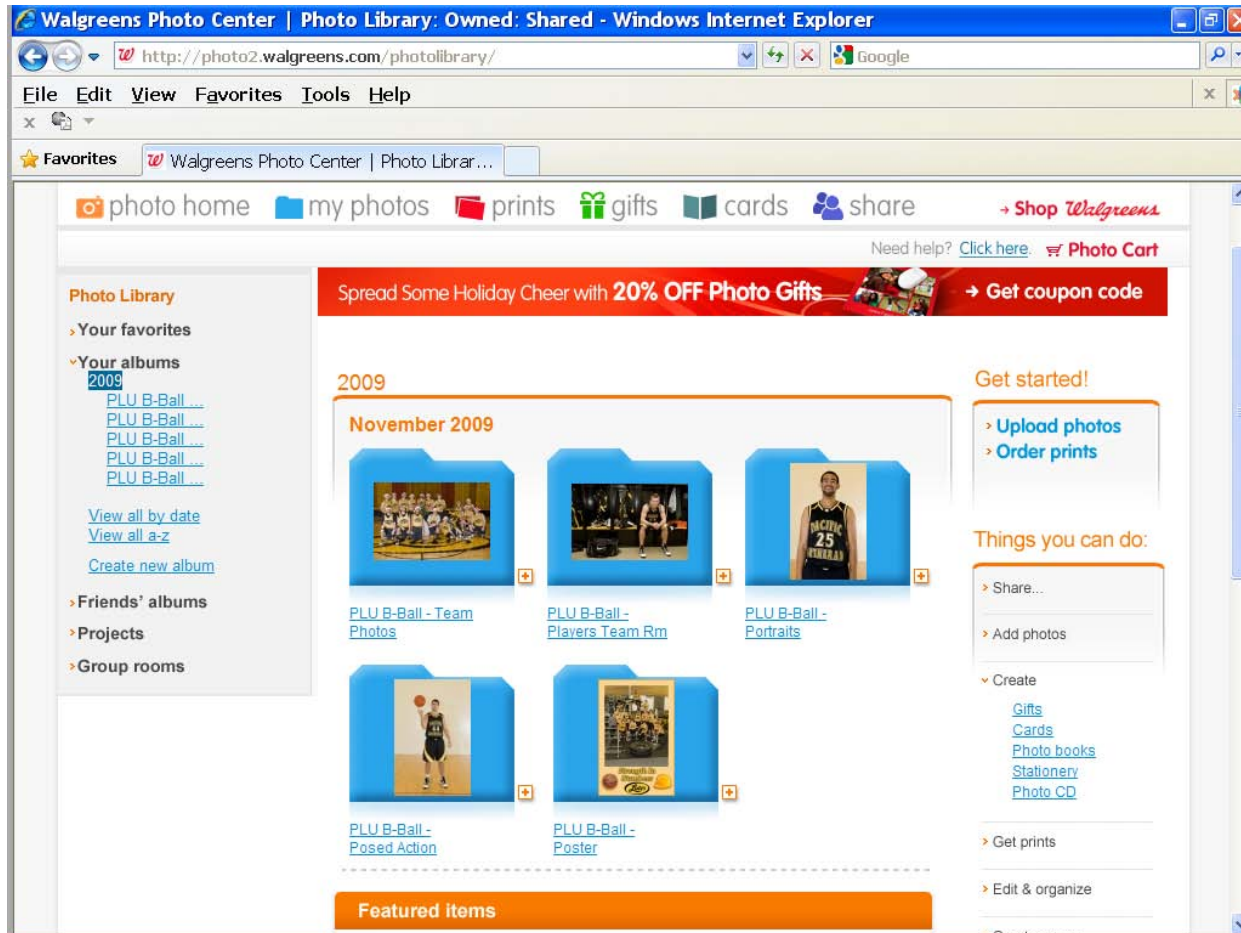
The main content area is divided into two sections. On the left, there is a section titled "Create an account to View Tom's album" with a photo of a basketball team. Below the photo, the text reads: "PLU B-Ball - Team Photos (album 1 of 5) Tom shared 126 photo(s) total".

On the right, there is a registration form with two tabs: "Already a member?" and "New to Walgreens". The "New to Walgreens" tab is active, showing the following fields and options:

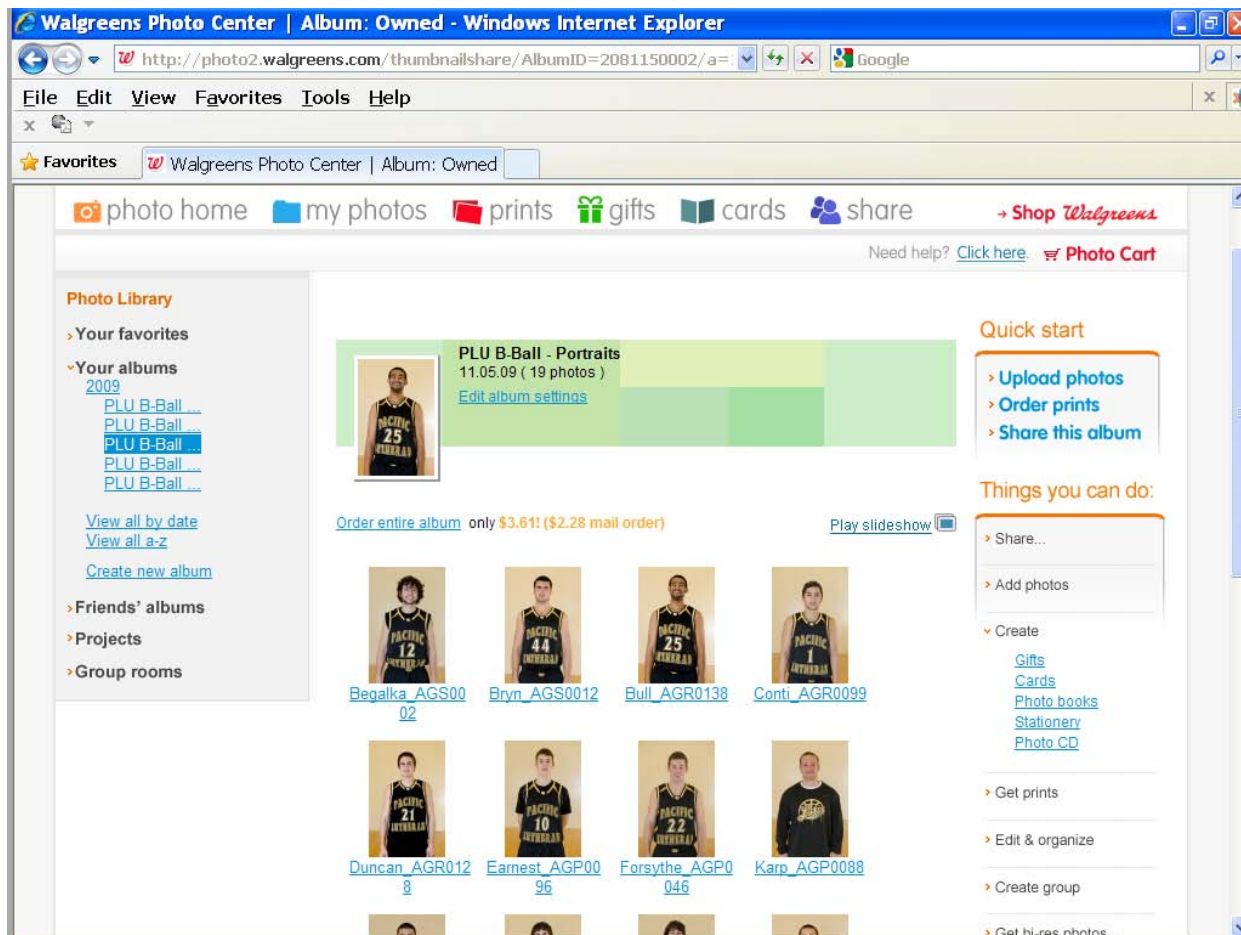
- First name:
- Last name:
- Email address:
- Make this my username
- Username:
- Password:   
(Minimum of 6 characters; include at least 1 number)
- Re-type password:
- Yes, please email me with Walgreens news and offers

At the bottom of the form, it states: "By registering on Walgreens.com you agree to our Terms and Conditions".

The album home page looks like this. There are 5 descriptively titled albums.

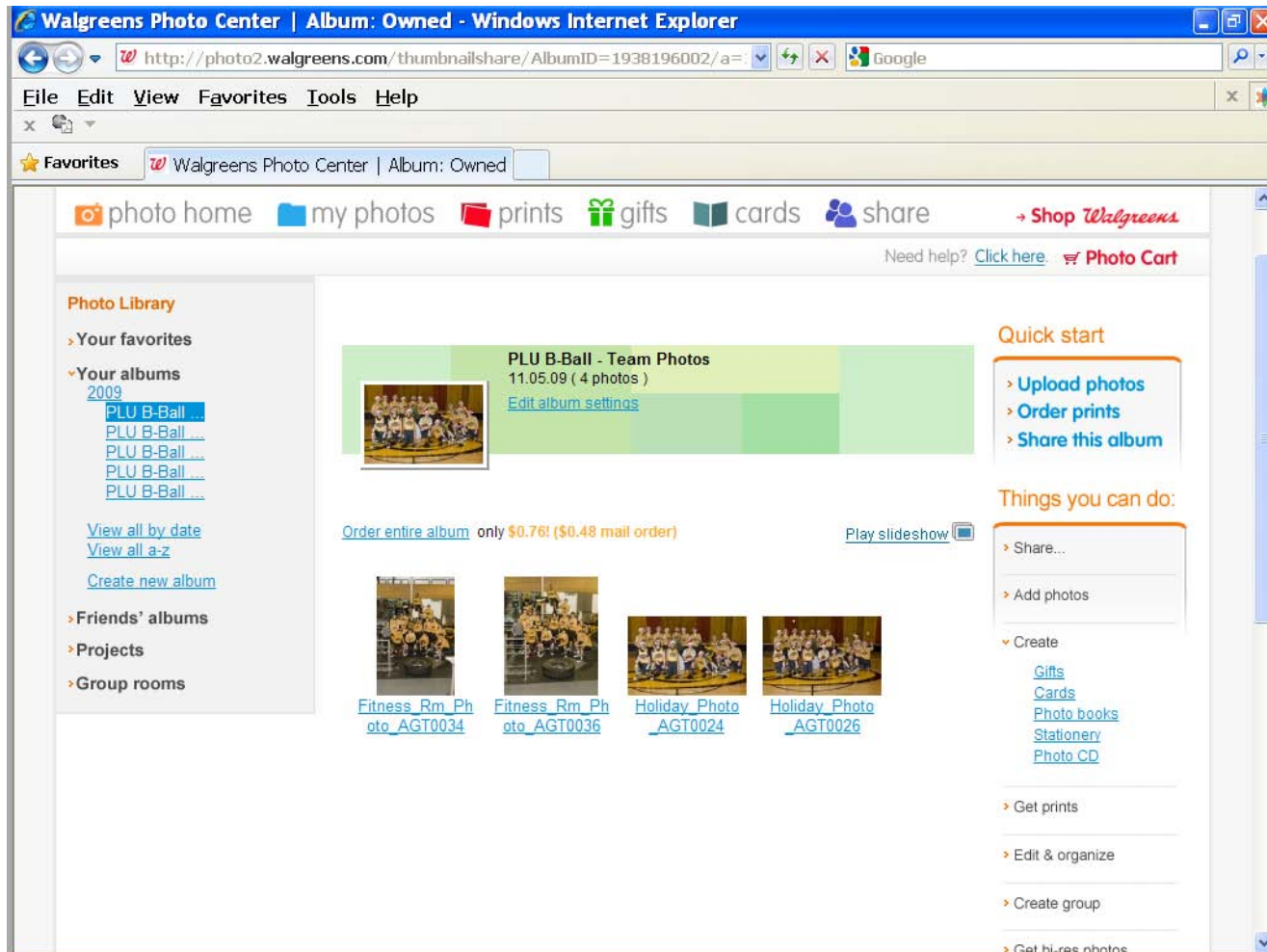


If you select an album, the photos in it are displayed like this.... (or as shown on the next page)

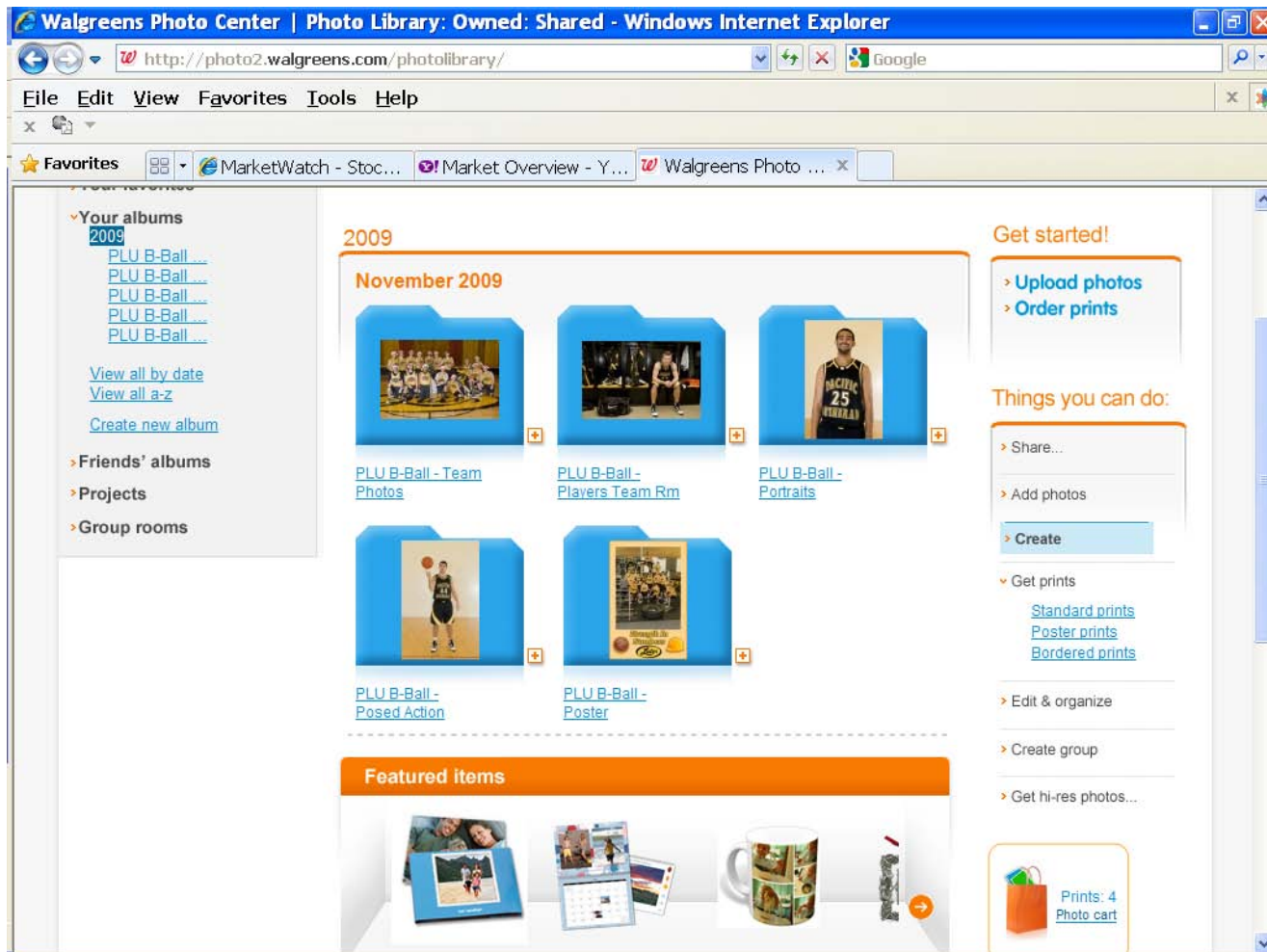


like this...

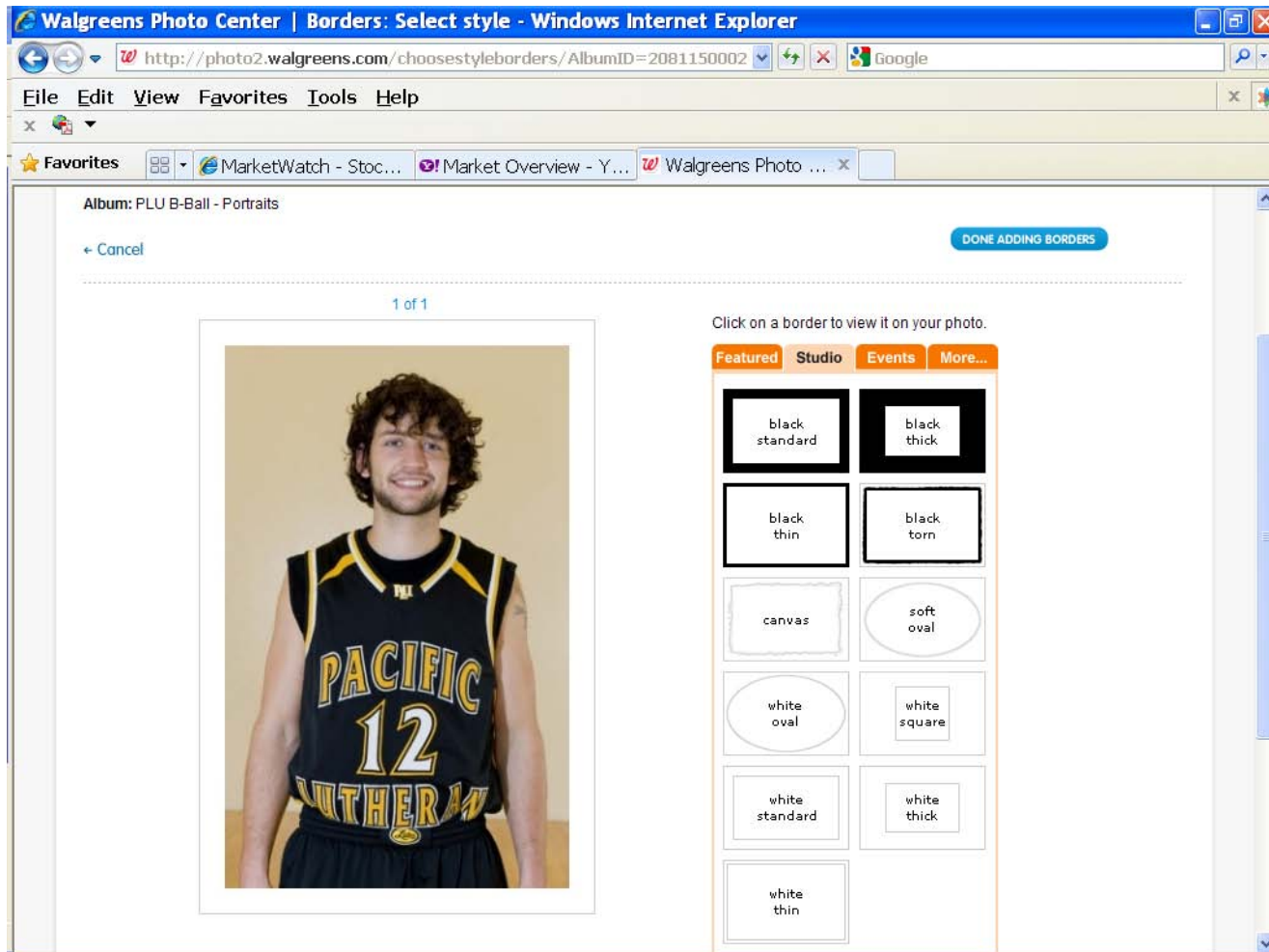
Click on "Order Prints" to order prints from within a given album.



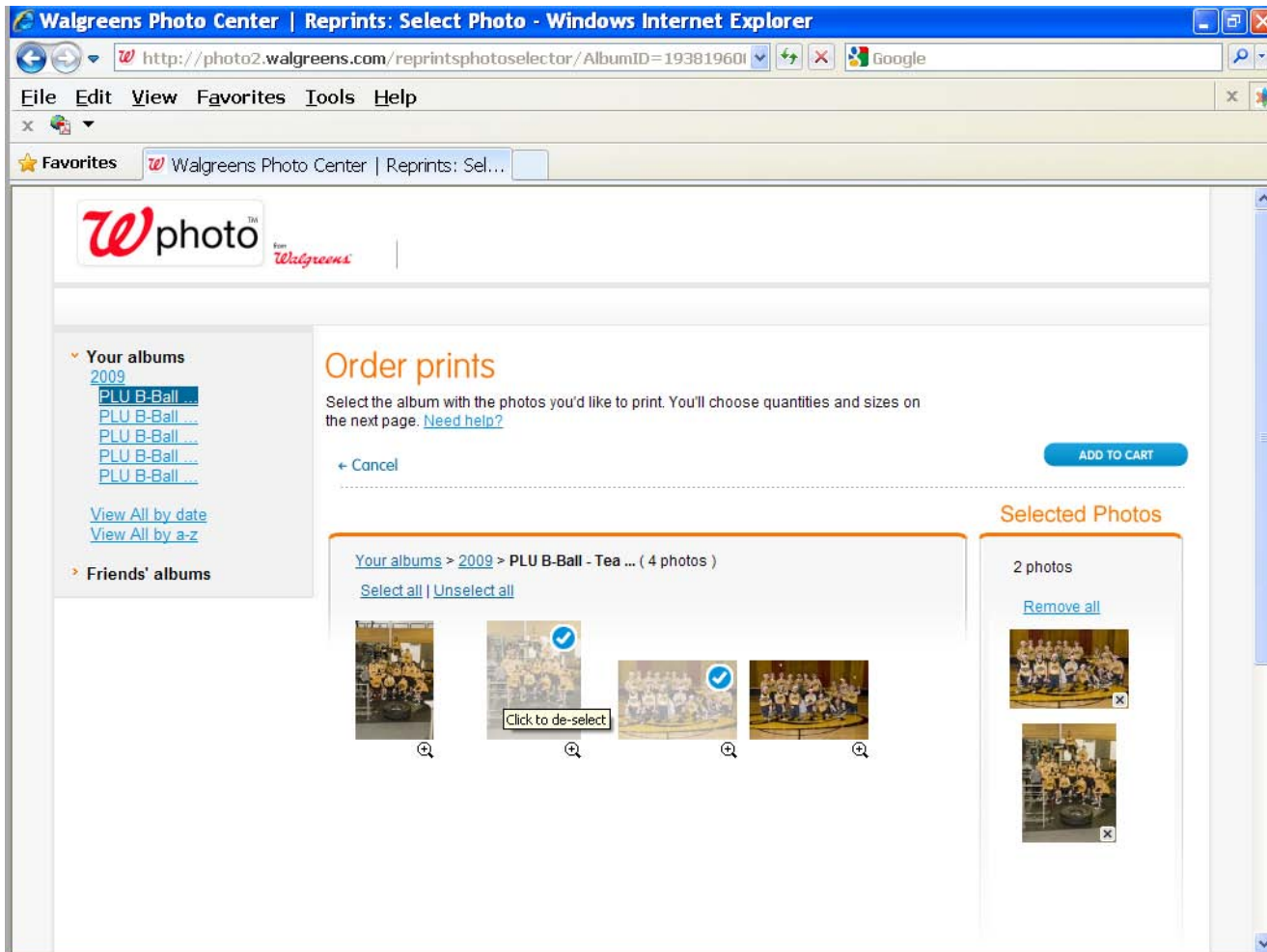
You can also start the print order from the main album page by clicking on "Get prints" in the menu on the right. This allows you to select "standard prints", "poster prints" or "bordered prints."



Note that if you add a border, such as this white "Studio" border, the photo will be cropped slightly.



If you open an album to order photos, then click on the photos you want to order. They will be added to the right-hand "Selected Photos" column. Then add the photos to the (shopping) Photo Cart.



Walgreen's will then open a pop-up window and ask you to buy something special. Often it is a collage print. You can say "No Thanks" in the lower left corner. (See the next page.)

Walgreens Photo Center | Reprints: Select Photo - Windows Internet Explorer


http://photo2.walgreens.com/reprintsphotosselector/AlbumID=19381960

File Edit View Favorites Tools Help

★ Favorites Walgreens Photo Center | Reprints: Sel...

Would you like to add an 8x10 collage Print?


Your 8x10 collage Prints [View larger](#)



Product	Quantity	Mail Delivery
4x6	1+ prints	\$0.29 each
5x7	1+ prints	\$1.99 each
8x10	1+ prints	\$3.99 each

Choose Border Color

Border Color



Border Size

Thin

NOTE: Changing the border size will change the photo layout.

Choose Quantity

Enter Quantity

Need to make changes?

[View options](#)

I have reviewed my Collage prints.

You can say "No Thanks" and proceed with your order.

The screenshot shows a web browser window titled "Walgreens Photo Center | Reprints: Select Photo - Windows Internet Explorer". The address bar contains the URL "http://photo2.walgreens.com/reprintsphotosselector/AlbumID=19381960". The browser's menu bar includes "File", "Edit", "View", "Favorites", "Tools", and "Help". A "Favorites" bar shows the current page. The main content area features a photo of a group of people in yellow shirts, a "Border Size" dropdown menu set to "Thin", a "NOTE: Changing the border size will change the photo layout.", a "Choose Quantity" section with an "Enter Quantity" input field, a "Need to make changes?" section with a "View options" link, and a checkbox for "I have reviewed my Collage prints". At the bottom of the photo selection area, there is a "+ No thanks" link and an "ADD TO CART" button. The footer contains the text "Notice Of Privacy Practices | Terms Of Use | Online Privacy & Security" and "© Copyright 2009 Walgreen Co. All rights reserved."

The Photo Cart looks like this at the top of the page.

Walgreens Photo Center | Your Cart - Windows Internet Explorer

http://photo2.walgreens.com/shoppingcart/

File Edit View Favorites Tools Help

★ Favorites Walgreens Photo Center | Your Cart

## Your photo cart

[View cart](#) [Order info](#) [Place order](#) [Receipt](#)

Make sure all the photo cards, photo gifts, prints, photo books you want are in your cart. Please be sure to review your prints by clicking the Preview Prints Order button. Then, click on 'CHECK OUT' to continue.

[Need help?](#)

### Order Subtotals

**Coupon**  
If you have a coupon, enter it here.

**Coupon code**  
[Remove](#)

[Add another coupon](#)

**ORDER TOTAL: \$ 0.38**  
Shipping and tax not included

[Update total](#)

[← Keep shopping](#) [CHECK OUT](#)

### Prints

**Select finish**

**Photo finish:**

glossy  matte (mail order only)

The order form will be pre-filled out with an order for one 4x6, glossy print of each photo you selected from the album. This is the "default" order and you can change it directly on the order form or when you use "Photo Preview." (See the next page.)

Windows Internet Explorer window showing the Walgreens Photo Center shopping cart page.

Address bar: <http://photo2.walgreens.com/shoppingcart/>

Page Title: Walgreens Photo Center | Your Cart

Navigation: File Edit View Favorites Tools Help

Prints

Select finish

Photo finish:

glossy  matte (mail order only)

Quick order

Choose quantities below or next to each photo



4x6:  5x7:  8x10:

Available for pick-up

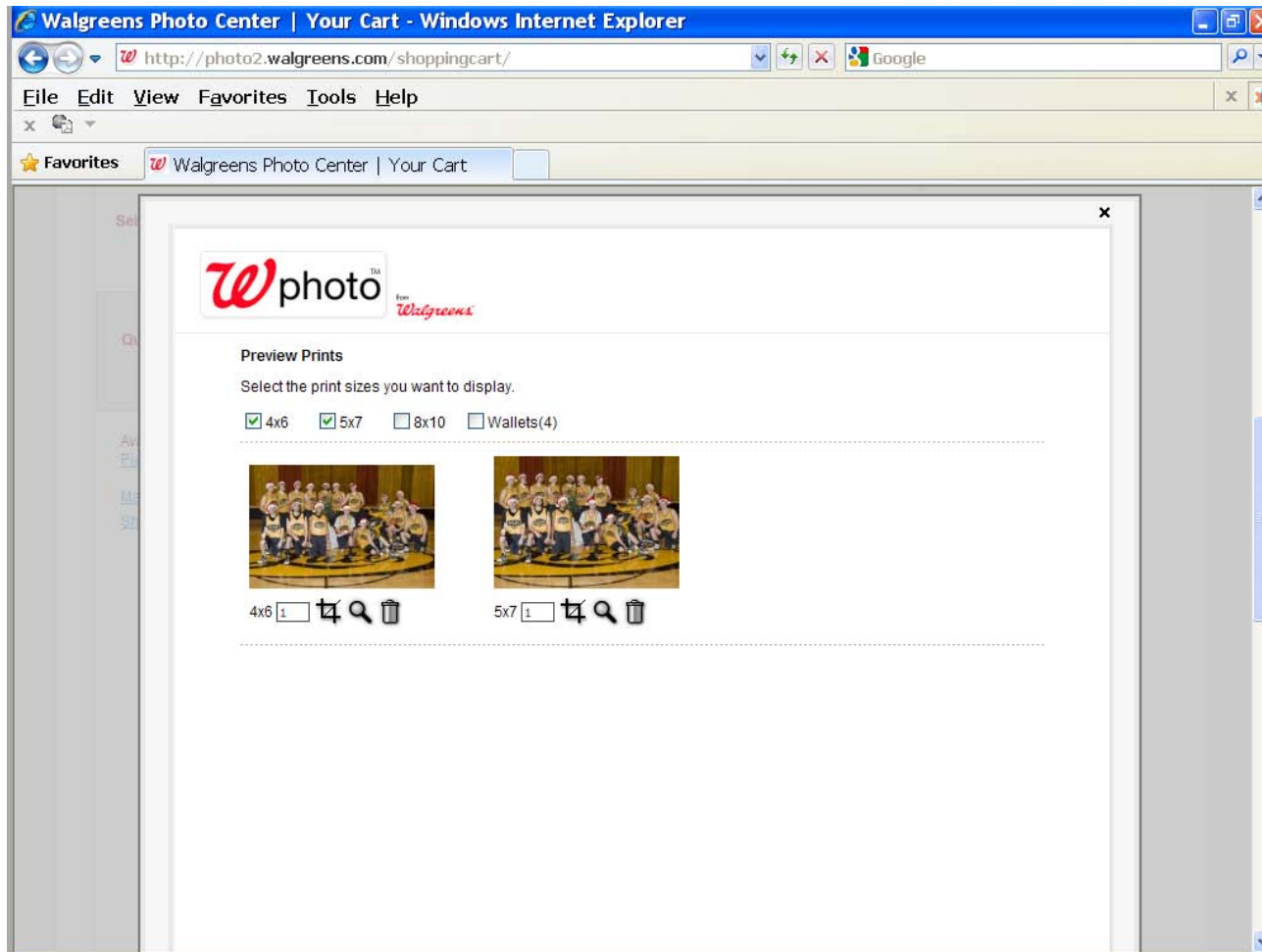
[Pick-up prices](#)

[Mail Order Prices](#)

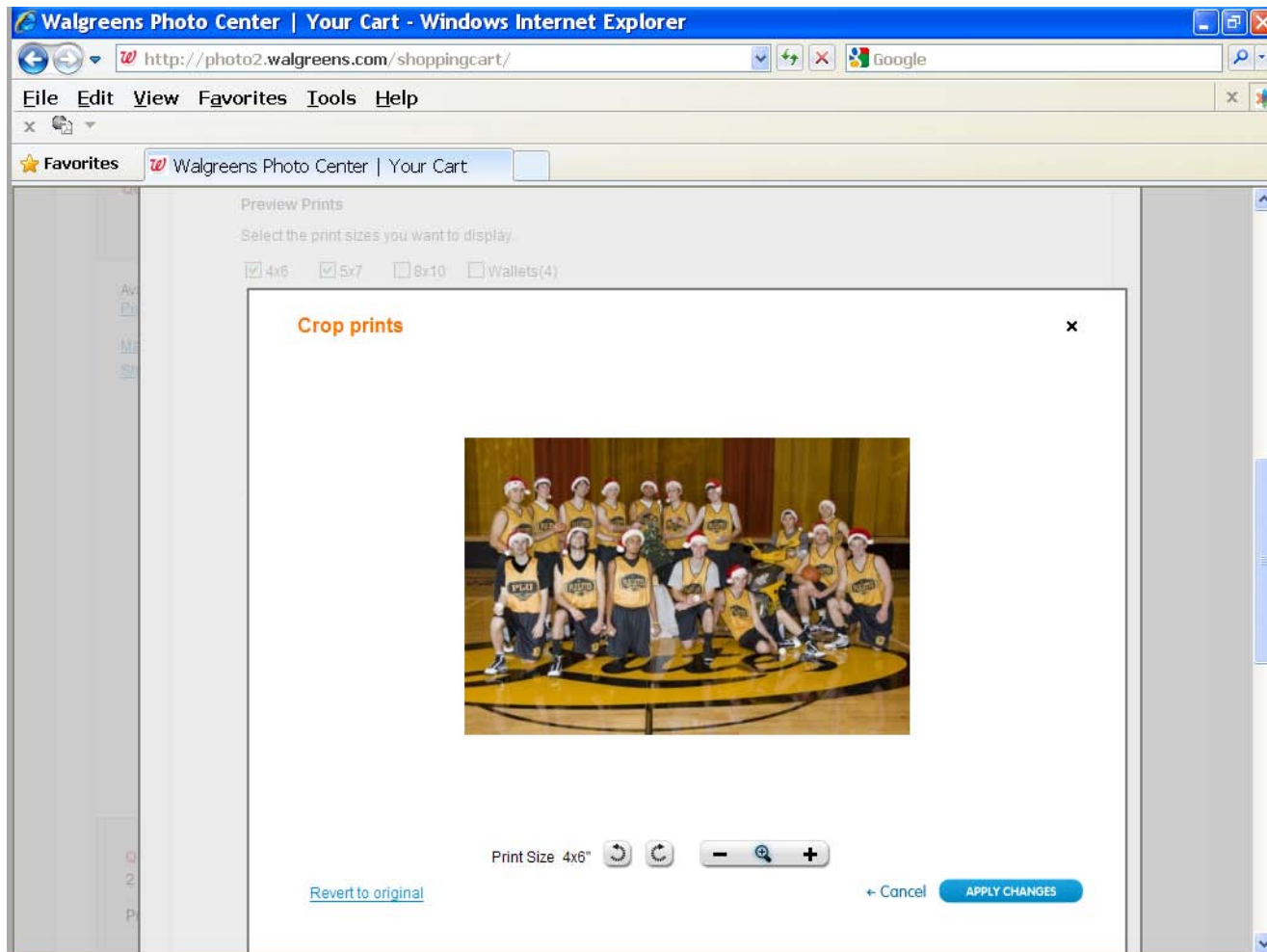
[Shipping & handling](#)

 4x6" <a href="#">Remove photo</a> <input type="button" value="PHOTO PREVIEW"/>	<input type="text" value="1"/> 4x6(s)	0.19
	<input type="text" value="0"/> 5x7(s)	0
	<input type="text" value="0"/> 8x10(s)	0
	<input type="text" value="0"/> Wallet set(s)	0
	<input type="text" value="0"/> Family pack(s)	0
	<input type="text" value="0"/> Ultimate value pack(s)	0
<a href="#">Poster prints</a>		
<hr/>		
 4x6" <a href="#">Remove photo</a> <input type="button" value="PHOTO PREVIEW"/>	<input type="text" value="1"/> 4x6(s)	0.19
	<input type="text" value="0"/> 5x7(s)	0
	<input type="text" value="0"/> 8x10(s)	0
	<input type="text" value="0"/> Wallet set(s)	0
	<input type="text" value="0"/> Family pack(s)	0
	<input type="text" value="0"/> Ultimate value pack(s)	0
<a href="#">Poster prints</a>		

In Photo Preview you can edit the number and size of the photos you order and you can crop the photos with the cropping tool. Note that all the photos are made at 2:3 ratio so they crop best to 4x6 or 5x7 and most can be cropped nicely to 8x10. You can also use the Poster Print order form to order 12x18 and 20x30 size poster prints.



The cropping tool allows you to re-frame/crop the photo by “zooming” in and by moving the photo around by “click-holding” the left mouse button down. Use the crop tool to crop and re-center 5x7 and 8x10 prints.



After you apply the changes and exit "photo preview" for each photo, you will be returned to the Photo Cart. You can pick up orders at Walgreen's stores or have them mailed to you. Note that you can pick glossy or matte prints. Remember that you can leave your Photo Cart and go back to the albums and order more prints... matte or glossy... different sizes... with and without borders... posters, etc.

Walgreens Photo Center | Your Cart - Windows Internet Explorer

http://photo2.walgreens.com/shoppingcart/

File Edit View Favorites Tools Help

★ Favorites Walgreens Photo Center | Your Cart

### Prints

**Select finish**

**Photo finish:**



glossy  matte (mail order only)

**Quick order**

Choose quantities below or next to each photo

4x6:  5x7:  8x10:

Available for pick-up  
[Pick-up prices](#)  
[Mail Order Prices](#)  
[Shipping & handling](#)

 4x6" <a href="#">Remove photo</a> <input type="button" value="PHOTO PREVIEW"/>	<input type="text" value="1"/>	4x6(s)	0.19
	<input type="text" value="1"/>	5x7(s)	1.59
	<input type="text" value="0"/>	8x10(s)	0
	<input type="text" value="0"/>	Wallet set(s)	0
	<input type="text" value="0"/>	Family pack(s)	0
	<input type="text" value="0"/>	Ultimate value pack(s)	0
<a href="#">Poster prints</a>			
-----			
 4x6" <a href="#">Remove photo</a> <input type="button" value="PHOTO PREVIEW"/>	<input type="text" value="1"/>	4x6(s)	0.19
	<input type="text" value="1"/>	5x7(s)	1.59
	<input type="text" value="0"/>	8x10(s)	0
	<input type="text" value="0"/>	Wallet set(s)	0
	<input type="text" value="0"/>	Family pack(s)	0
	<input type="text" value="0"/>	Ultimate value pack(s)	0
<a href="#">Poster prints</a>			

The order is totaled at the bottom of the page

Walgreens Photo Center | Your Cart - Windows Internet Explorer

http://photo2.walgreens.com/shoppingcart/

File Edit View Favorites Tools Help


★ Favorites Walgreens Photo Center | Your Cart

Qty	Item	Item Price	Discount	Subtotal
2	4x6 print	\$0.19 each	---	\$0.38
2	5x7 print	\$1.59 each	---	\$3.18
<b>Prints Total:</b>				<b>\$3.56</b>

[← Add more photos](#)

**Special offer** Want a CD of the photos in your prints order? [more info](#)

Yes, add a photo CD. Only \$2.99 each



**Order Subtotals**

**Coupon**  
If you have a coupon, enter it here.

Coupon code

[Remove](#)

[Add another coupon](#)

**ORDER TOTAL: \$ 3.56**  
Shipping and tax not included

[Update total](#)

[← Keep shopping](#) [CHECK OUT](#)

If you want to pick them up at Walgreens, you can find a store by zip code or address search.



The screenshot shows a web browser window with the address `http://photo2.walgreens.com/ - Walgreens Ph...`. The page features the Walgreens logo and the text "photo™ from Walgreens". Below this is a section titled "Find a Walgreens pickup location" with the instruction "Please enter your ZIP or street address". The form has two columns: "ZIP code" with a text input field containing "98447", and "Or" with three fields: "Street" (text input), "City" (text input), and "State" (dropdown menu). At the bottom, there are two buttons: "← Cancel" and "CONTINUE".

**Find a Walgreens pickup location**  
Please enter your ZIP or street address

ZIP code  Or Street

City

State

← Cancel

Here are the Walgreen's stores close to PLU.

The screenshot shows a Windows Internet Explorer browser window with the following details:

- Browser Title:** Walgreens Photo Center | Select A Store - Windows Internet Explorer
- Address Bar:** http://photo2.walgreens.com/searchstore/
- Menu Bar:** File Edit View Favorites Tools Help
- Address Bar:** http://photo2.walgreens.com/searchstore/
- Search Bar:** Google
- Navigation Buttons:** Back, Forward, Stop, Refresh, Home, Print, Close
- Page Content:**
  - Logo:** Walgreens photo from Walgreens
  - Store 1:**
    - Earliest pickup time: 11:13 AM Nov 5, 2009
    - Address: 12105 Pacific Ave, Tacoma WA 98444
    - Near: SEC Pacific & 121St
    - Button: CHOOSE THIS LOCATION
    - Link: Store details
  - Store 2:**
    - Earliest pickup time: 12:17 PM Nov 5, 2009 (24 HR)
    - Address: 15225 Pacific Ave, Tacoma WA 98444
    - Near: SEC of Pacific Ave & Military
    - Button: CHOOSE THIS LOCATION
    - Link: Store details
  - Store 3:**
    - Earliest pickup time: 11:09 AM Nov 5, 2009
    - Address: 8405 Pacific Ave, Tacoma WA 98444
    - Near: 84th & Pacific
    - Button: CHOOSE THIS LOCATION
    - Link: Store details
  - Store 4:**
    - Earliest pickup time:
    - Address: 11509 Canyon Road East
    - Link: Store details
    - Button: CHOOSE THIS LOCATION
    - Link: Next
    - Button: CLOSE

The rest of the ordering process is fairly straightforward, whether you pick up or have the prints shipped to you. There is a shipping charge. Same day prints for pick-up are standard unless you order late in the day.

**Walgreens Photo Center | Select A Store - Windows Internet Explorer**

http://photo2.walgreens.com/searchstore/storeid=1000013\_03581/pick

File Edit View Favorites Tools Help

★ Favorites Walgreens Photo Center | Select A Store

### Pick-up or have them shipped?

Choose to pick up your prints at Walgreens or have them shipped to you.

**I'll pick up my prints at this Walgreens**

Verify this is the location you want to pick up your prints order, then click CONTINUE.

Pick up prints at this Walgreens  
8405 Pacific Ave [Store details](#)  
Tacoma, WA 98444  
Near: 84th & Pacific  
[Change Location](#)

**When do you want your prints ready?**

Right away : (any time after 11:09 AM Nov 5, 2009)  
 Later : (any time after 3:09 PM Nov 5, 2009)

Order for friend

**Ship my prints** (only 12 cents a print)

[← Cancel](#) [Need help?](#) [Pricing](#) **CONTINUE**

Notice Of Privacy Practices | Terms Of Use | Online Privacy & Security  
© Copyright 2009 Walgreen Co. All rights reserved.

Billing and shipping information is collected for orders shipped to you. Pick-up orders can be paid on-line or at the store. (So you can place an order and pay for it... and have someone else pick it up.)

Walgreens Photo Center | Shipping Information - Windows Internet Explorer

https://photo2.walgreens.com/editshipping/mode=ship/

File Edit View Favorites Tools Help

★ Favorites Walgreens Photo Center | ...

**Wphoto** Walgreens | Checkout

[View cart](#) **Order info** [Place order](#) [Receipt](#)

**Shipping info for your prints**  
Please enter your shipping information below. [Need help?](#)

**Shipping Address**

First Name  Last Name

Street

City  State  Zip

Save as my address


**Shipping Options**

Please choose from the shipping options below

Print Order

Shipping times do not include order processing. [Processing Time](#)  
Note: PO Box, APO/FPO & Puerto Rico addresses, select standard (USPS) shipping.  
[More info](#)

[Pricing](#)

[Cancel](#)  OR [CONTINUE TO BILLING](#)

Notice Of Privacy Practices | Terms Of Use | Online Privacy & Security  
© Copyright 2009 Walgreen Co. All rights reserved.

Done Internet 100%

The prices are reasonable and the prints are very good.

Walgreens Photo Center | Pickup: Review and Place Order - Windows Internet Explorer

https://photo2.walgreens.com/reviewpickuporder/

File Edit View Favorites Tools Help

★ Favorites Walgreens Photo Center | Pickup: Revi...

View cart Order info **Place order** Receipt

## Review and submit your order

Please review your order information below, then select SUBMIT ORDER.

---

**Pickup Info**

Walgreens  
8405 Pacific Ave  
Tacoma, WA, 98444  
Near: 84th & Pacific  
[Change Location](#) | [Choose Shipping](#)

**Store Info**  
Mon-Sun: 8:00 am to 12:00 am  
[Store details & map](#)

Prints will be ready by:  
**11:14 AM Nov 5, 2009**  
[Change Pick Up Time](#)

---

**Contact Info**

Your Phone Number  
(847) 680-3268  
[Edit phone number](#)

---

**Prints Order**


	2 4x6 print(s)	0.38
	2 5x7 print(s)	3.18
	<b>Subtotal:</b>	3.56
	<b>Sales Tax*:</b>	0.28
	<b>Total:</b>	3.84

Photo finish:  
Glossy

Pay in store with pickup

[Edit Prints order](#)

---

**Order Total: \$ 3.84**

[← Cancel](#)  
[Need help?](#)

**SUBMIT ORDER**